

Arenas – Requirements and equipment



Type A arena

International and national athletics stadiums for competitions in line with IAAF guidelines




Type B arena

Regional stadiums for championships and events in accordance with international competition rules and the German Athletics Association (DLV)



Type C arena

Sports facilities with circular running track for school sport and grass-roots activities



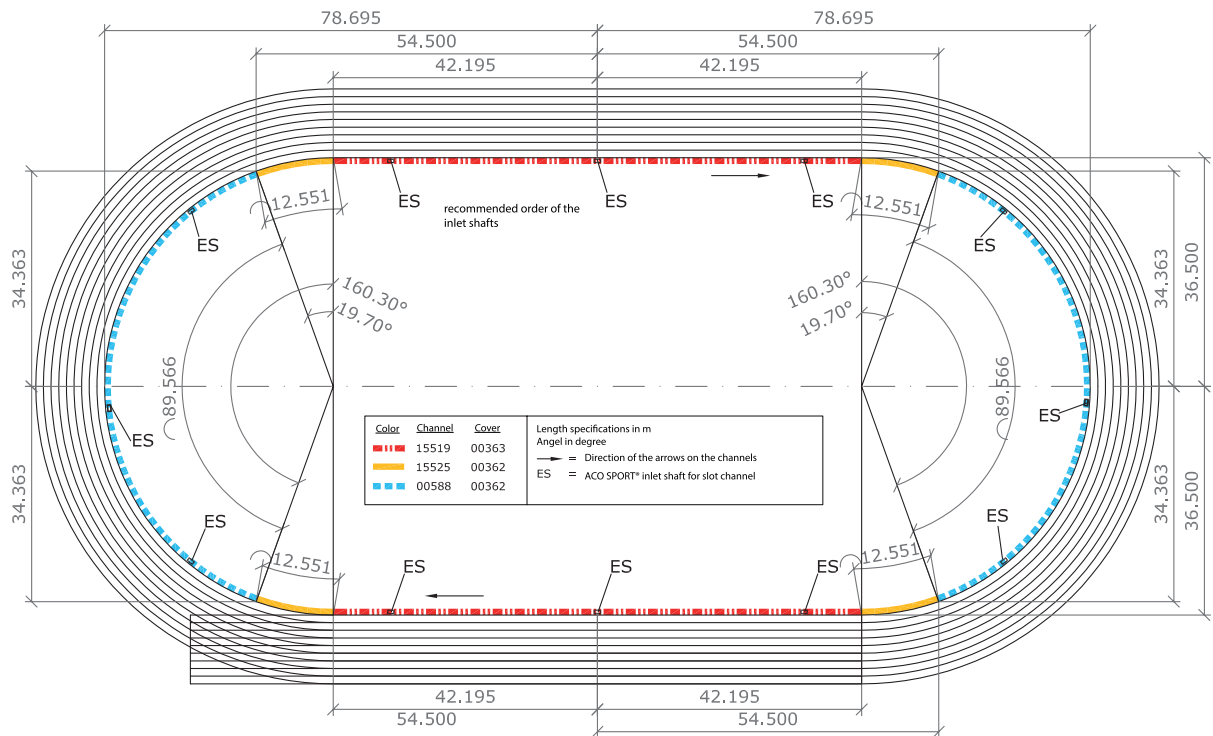
Type D arena

Sports facilities without circular running track for school sport and grass-roots activities

Arena	Number of lanes	Number of short lanes	Individual equipment south segment	Individual equipment north segment	Individual equipment in both segments	Individual equipment outside the running track
Type A large sports field 68 x 105 m	8–9	8–9	High jump	Water jump Shot put Pole vault area with run-up from both sides	Discus Hammer Javelin	Long jump and triple jump with run-up from both sides (east straight)
Type B large sports field 68 x 105 m	6	6–8	High jump	Water jump, pole vault, long jump and triple jump with 2–3 run-up lanes from a single side	Shot put Discus Hammer Javelin	Long jump and triple jump with run-up from both sides (east straight)
Type C large sports field 68 x 105 m	4	4–6	High jump Javelin Small sports area	Shot put Pole vault Discus Hammer, long jump and triple jump with 2–3 run-up lanes from a single side		
Type D Large, rectangular sports field with a small sports area on one		6	Shot put High jump Long jump Triple jump Shot put / javelin			

Installation plan for type A arena
Channel installation plan for an example area
Type A with the following requirements:

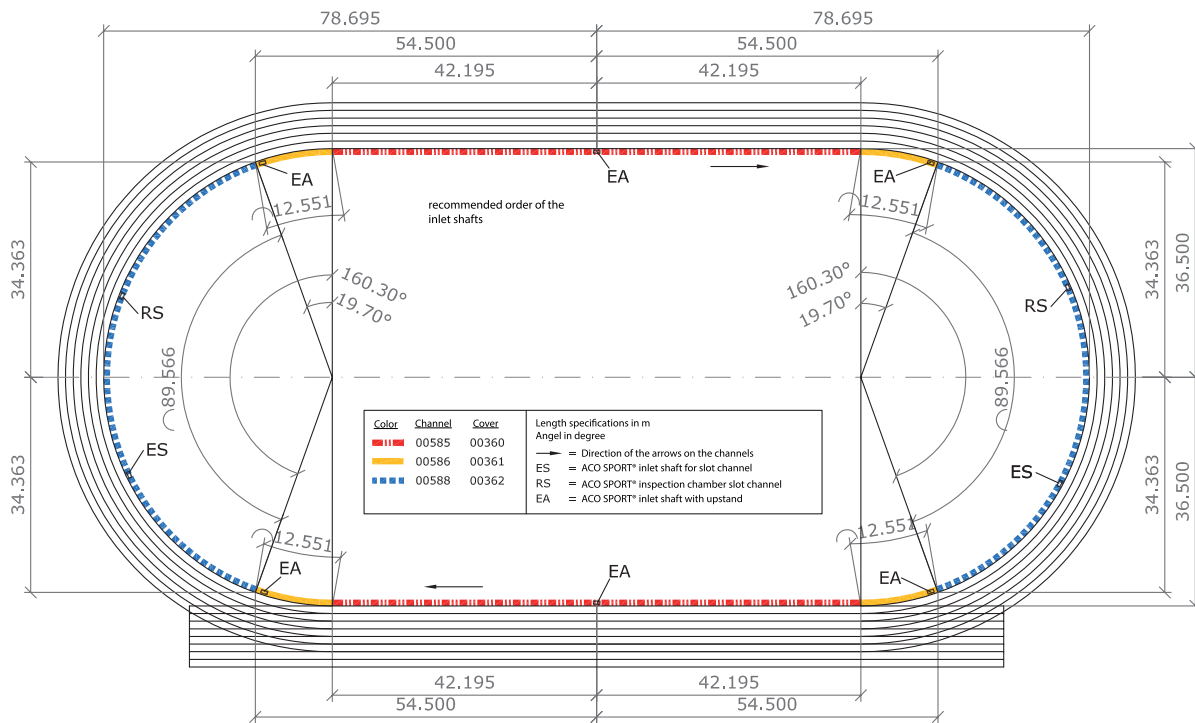
- Playing area and sectors at the same level as the running track
- Surface types: synthetic running track and sectors
- Playing area with natural turf



Number	Art. no.	Product
170 m	15519	Straight slot channel: can be layered over on one side
50 m	15525	Curved slot channel R 36.5 m: can be layered over on one side
180 m	00588	Curved slot channel R 36.5 m: can be layered over
12 pcs	00604	Slot channel inlet shafts
6 pcs	15523	Slotted cover: can be layered over on one side
6 pcs	15720	Slotted cover: can be layered over
12 pcs	02615	DN 150 connection port
170 m	00363	Straight, mobile track border with plastic cover
230 m	00362	Curved, mobile track border with plastic cover

Installation plan for type B arena
Channel installation plan for an example area
Type B with the following requirements:

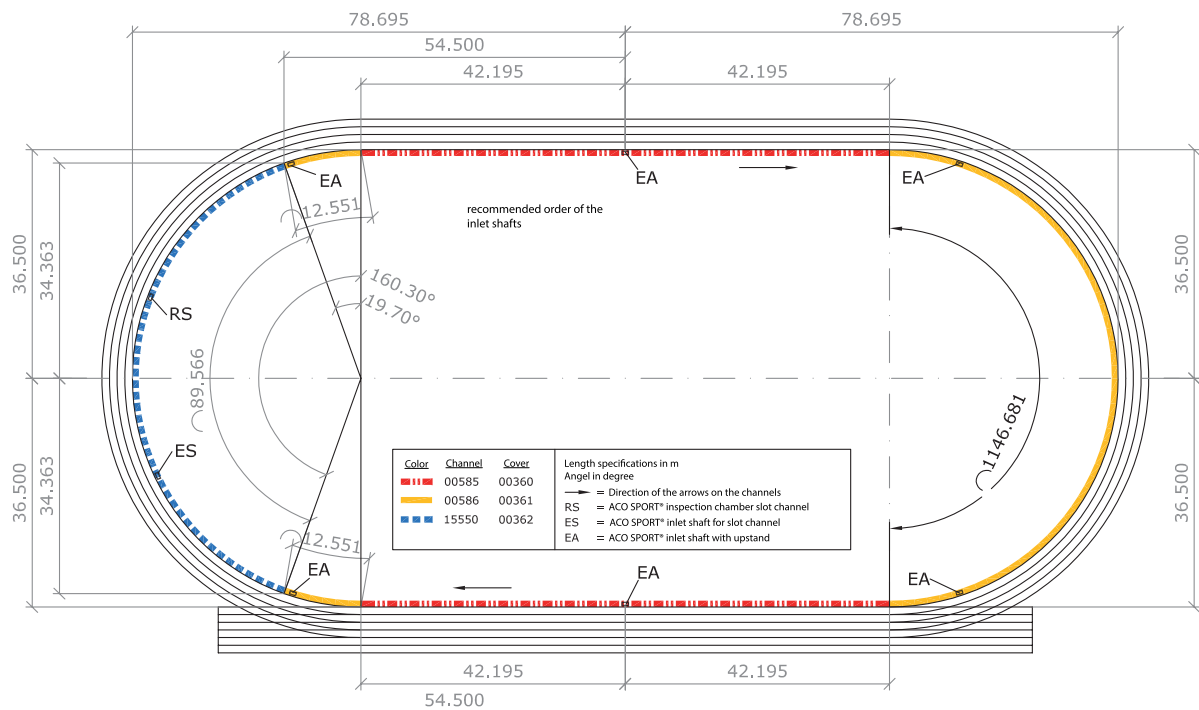
- Playing area 5 cm above running track level, both sectors at the same level as the running track
- Surface types: synthetic running track and sectors
- Playing area with natural turf or optionally with filled-pile artificial turf



Number	Art. no.	Product
170 m	00585	Straight channel with 4 cm wall flange
170 m	00360	Straight track border with plastic cover
50 m	00586	Curved channel R 36.5 m with 4 cm wall flange
50 m	00361	Curved track border with plastic cover
180 m	00588	Curved slot channel R 36.5 m: can be layered over
6 pcs	00603	Box channel inlet shafts
2 pcs	00604	Slot channel inlet shafts
2 pcs	15574	Inspection elements
4 pcs	15720	Slotted cover: can be layered over
8 pcs	02615	DN 150 connection port
180 m	00362	Curved, mobile track border with plastic cover

Installation plan for type C arena
Channel installation plan for an example area
Type C with the following requirements:

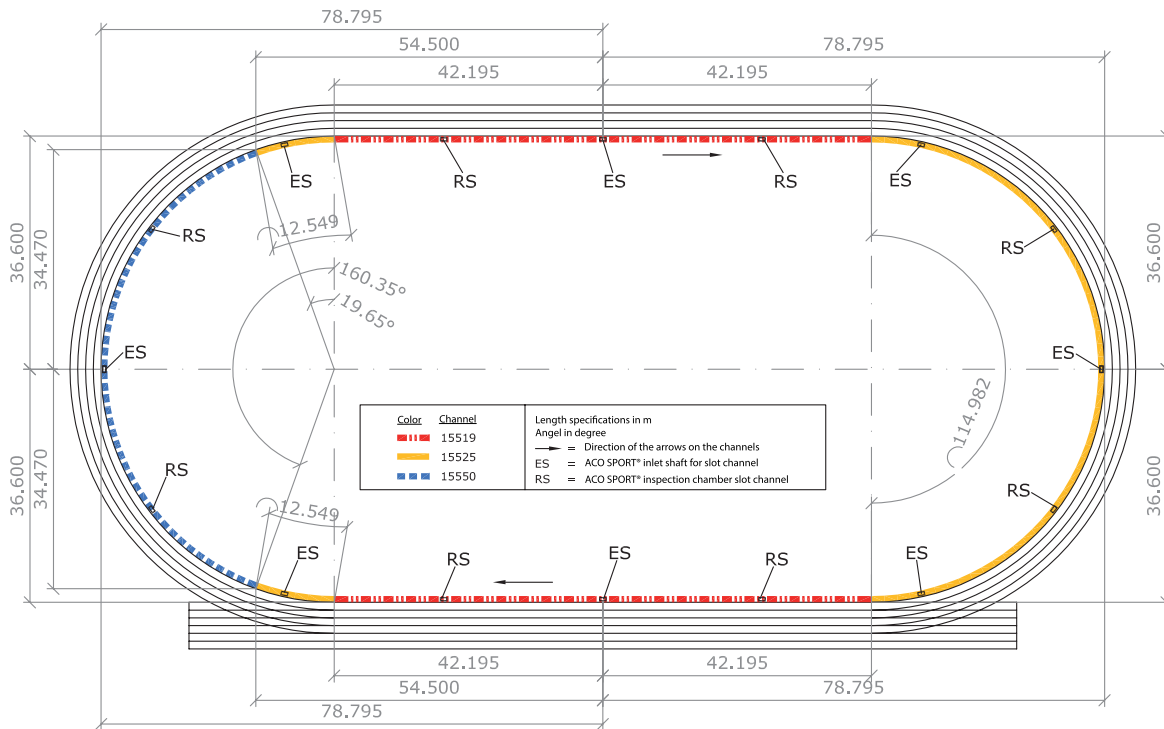
- Playing field and 1 sector,
5 cm above running track level
- Surface types: synthetic running track and
 1 sector
- Playing field and 1 sector with turf
 or optionally with filled-pile artificial turf



Number	Art. no.	Product
170 m	00585	Straight channel with 4 cm wall flange
170 m	00360	Straight track border with plastic cover
140 m	00586	Curved channel R 36.5 m with 4 cm wall flange
140 m	00361	Curved track border with plastic cover
90 m	15550	Curved channel R 36.5 m: can be layered over on both sides
90 m	00362	Curved, mobile track border with plastic cover
6 pcs	00603	Box channel inlet shafts
1 pcs	00604	Slot channel inlet shafts
1 pcs	15574	Inspection element
2 pcs	15549	Slotted cover: can be layered over
7 pcs	02615	DN 150 connection port

Installation plan for type C arena
Channel installation plan for an example area
Type C with the following requirements:

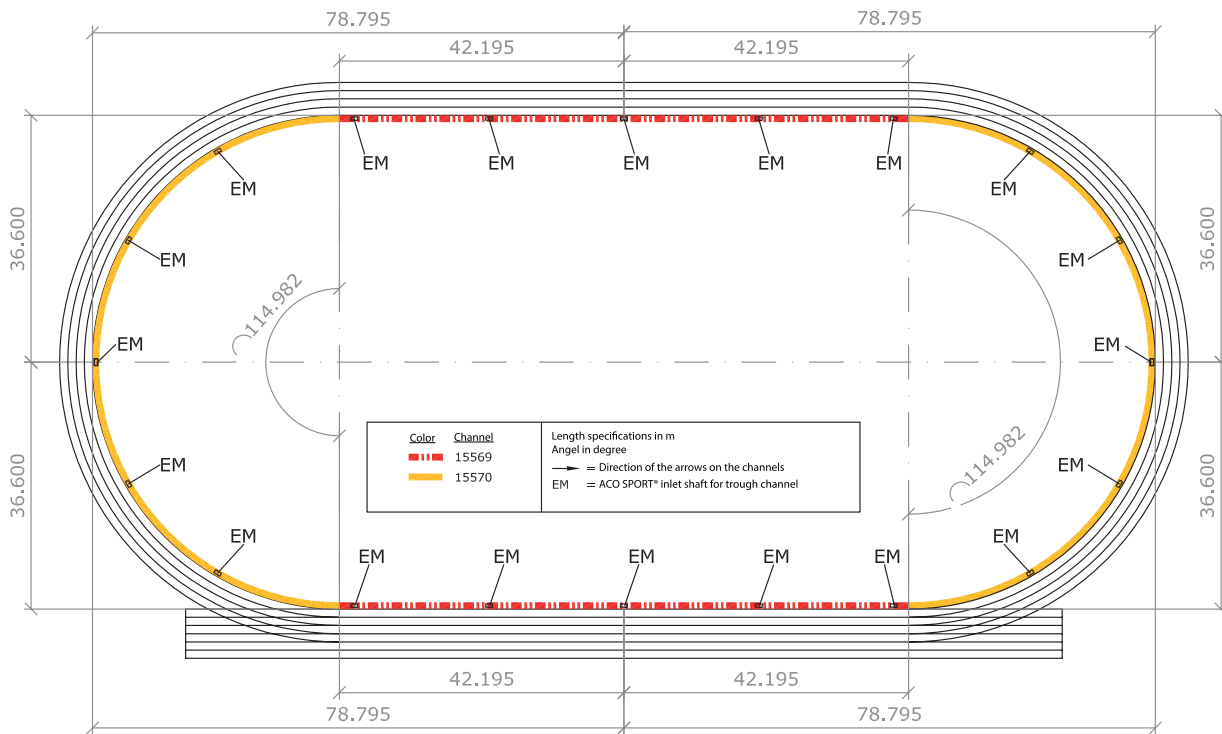
- Playing area and sectors at the **same level as the running track**
- Surface types: synthetic running track and 1 sector
- Natural turf playing area and 1 sector



Number	Art. no.	Product
170 m	15519	Straight slot channel
140 m	15525	Curved slot channel R 36.5 m
90 m	15550	Curved slot channel R 36.6 m: can be layered over on both sides
8 pcs	00604	Slot channel inlet shafts
8 pcs	15574	Inspection elements
13 pcs	15523	Slotted cover: can be layered over on one side
3 pcs	15549	Slotted cover: can be layered over on two sides
8 pcs	02615	†DN 150 connection port

Installation plan for type C arena
Channel installation plan for an example area
Type C with the following requirements:

- Playing area and sectors at the same level as the running track
- Surface types: **Cinder running track**
- Playing area and sectors in turf, filled-pile artificial turf or cinder

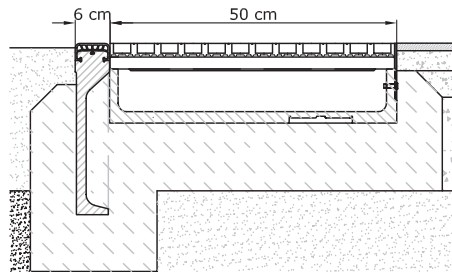
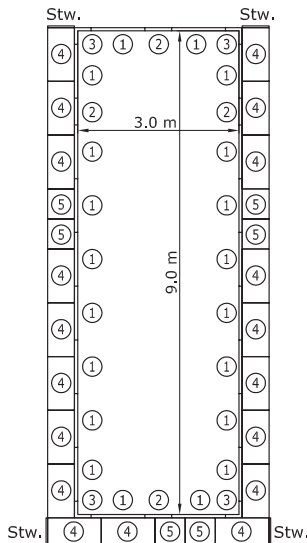


Number	Art. no.	Product
166 m	15569	Straight trough channel
226 m	15570	Curved trough channel R 36.6 m
20 pcs	00812	Inlet shafts
20 pcs	02614	DN 100 connection port
20 pcs	15708	Expansion joint set

Installation plan for ACO SPORT elastic kerbstones / sand capture channels

1-row – 9 x 3 m pit

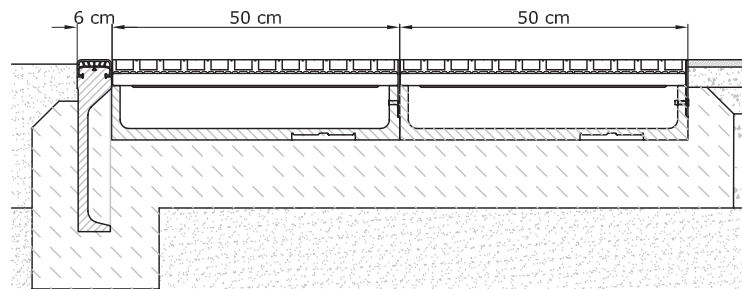
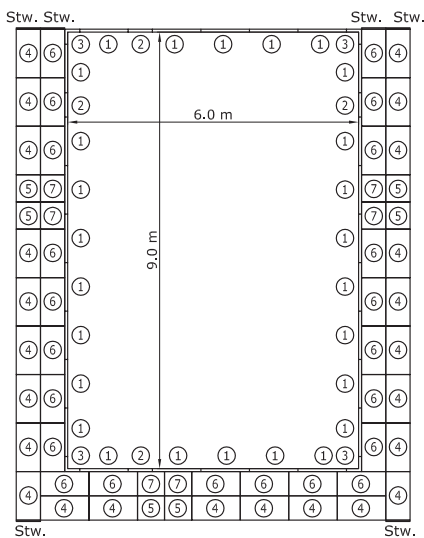
■ The width of the pit with a run-up lane measures 2.75 – 3.00 m in accordance with IAAF guidelines and international competition rules. This measurement refers to the landing area and does not include the borders. The length is at least 10 m measured from the take-off board



Item	Description	Art. no.	Pieces
1	100 x 40 x 6 cm kerbstone, white rubber	00964	20
2	50 x 40 x 6 cm kerbstone, white rubber	01572	4
3	25/25 x 40 x 6 cm angle, white rubber	00969	4
4	Outer sand capture channel 100 x 50 cm	01475	19
5	Outer sand capture channel 56 x 50 cm	01477	6
End cap	End cap for sand capture channel	15571	4

Installation plan for ACO SPORT elastic kerbstones / sand capture channels

2-rows – 9 x 6 m pit with 2 run-up tracks



Item	Description	Art. no.	Number
1	100 x 40 x 6 cm kerbstone, white rubber	00964	26
2	50 x 40 x 6 cm kerbstone, white rubber	01572	4
3	25/25 x 40 x 6 cm angle, white rubber	00969	4
4	Outer sand capture channel 100 x 50 cm	01475	24
5	Outer sand capture channel 56 x 50 cm	01477	6
6	Inner sand capture channel 100 x 50 cm	01474	22
7	Inner sand capture channel 56 x 50 cm	01476	6
End cap	End cap for sand capture channel	15571	6

